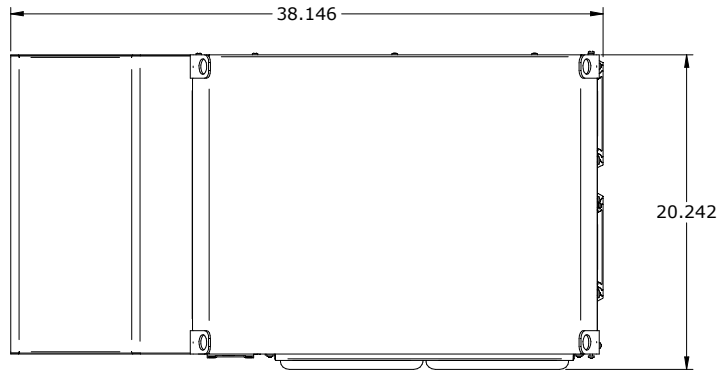


**TOP MOUNT TM061 (6,000 BTU/H) AND TM081 (8,000 BTU/H)
120V, 230V, AND 480V MODELS WITH EXT. COLD AIR SUPPLY**



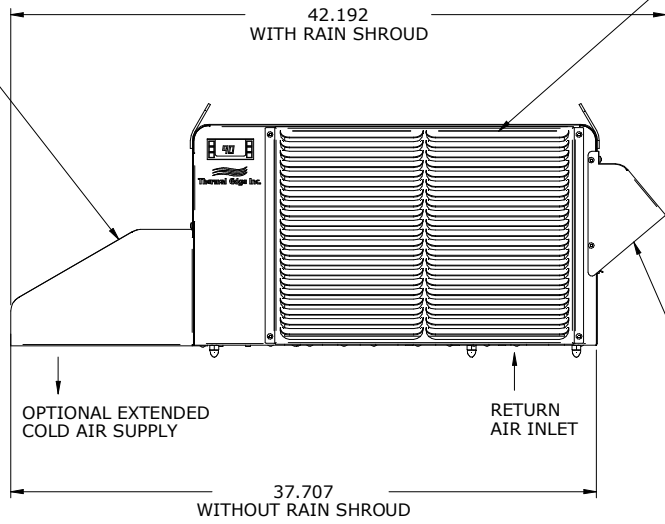
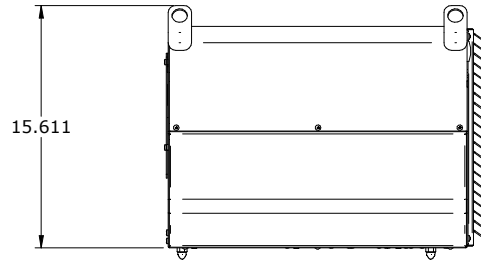
AMBIENT AIR IN.
LOUVERED SECURITY CONDENSER GRILLE STANDARD
OPTIONAL REUSABLE FILTERS:
1) .340" DEEP FLAT FILTER
2) 2" DEEP PLEATED FILTER

OPTIONAL EXTENDED
COLD AIR SUPPLY DUCT

OPTIONAL 2" PLEATED FILTER.

INTEGRATED
LIFTING EYES

AMBIENT
EXHAUST



OVERFLOW DRAIN LINE OPENING -
PUSH 1/2" DIA HOSE ONTO
BARBED FITTING IF DESIRED

OPTIONAL RAIN SHROUD FOR
NEMA 4 AND 4X APPLICATIONS

OPTIONAL EXTENDED
COLD AIR SUPPLY

TEMPLATE VIEW
(FROM INSIDE
ENCLOSURE)
FOR CUTOUT AND
BOLT PATTERN
SEE CUTOUT
TEMPLATE

RETURN AIR INLET

POWER SWITCH

POWER INPUT
TERMINAL BLOCK

